NREL
NATIONAL RENEWABLE ENERGY LABORATORY

Thermal Management and Reliability of Power Electronics and Electric Machines



Sreekant Narumanchi
Organization: National Renewable Energy Laboratory
Email: sreekant.narumanchi@nrel.gov
Phone: 303-275-4062

NREL Team Members: Kevin Albrecht, Kevin Bennion, Emily Cousineau, Doug DeVoto, Xuhui Feng, Charlie King, Joshua Major, Gilbert Moreno, Paul Paret, Meghan Walters

3D PEIM Symposium
Raleigh, NC
June 13, 2016

This presentation does not contain any proprietary or confidential information.

NREL is a national laboratory of the U.S. Department of Energy, Office of Energy Efficiency and Renewable Energy, operated by the Alliance for Sustainable Energy, LLC.

Importance of Thermal Management and Reliability

- Excessive temperature degrades the performance, life, and reliability of power electronics and electric machines.

- Advanced thermal management technologies enable
  - Keeping temperature within limits
  - Higher power densities
  - Lower cost materials, configurations and system.

- Improve lifetime/reliability and develop new predictive lifetime models.

DOE Vehicle Technologies Office Electric Drive Technologies (EDT) Program Targets

4X Cost Reduction
35% Size Reduction
40% Weight Reduction
40% Loss Reduction

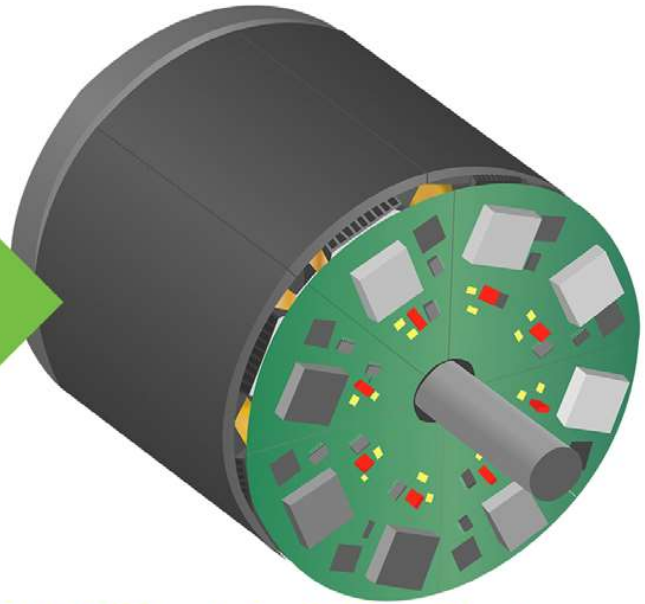

2012 Electric Drive System

$30/kW, 1.1 kW/kg, 2.6 kW/L

90% system efficiency

(on-road status)

- Discrete Components
- Silicon Semiconductors
- Rare-Earth Motor Magnets

2022 Electric Drive System

$8/kW, 1.4 kW/kg, 4.0 kW/L

94% system efficiency

- Fully Integrated Components
- Wide-Bandgap (WBG) Semiconductors
- Non Rare-Earth Motors

From DOE EV Everywhere Grand Challenge Blueprint, http://energy.gov/sites/prod/files/2016/05/f31/eveverywhere_blueprint.pdf

NREL EDT Research Focus Areas

Power Electronics Thermal Management

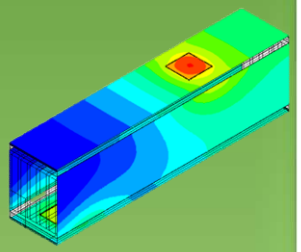



Photo Credits: Doug DeVoto and Gilbert Moreno, NREL

Advanced Packaging Reliability





Photo Credits: Doug DeVoto, NREL

Electric Machines Thermal Management



Photo Credit: Jana Jeffers, NREL

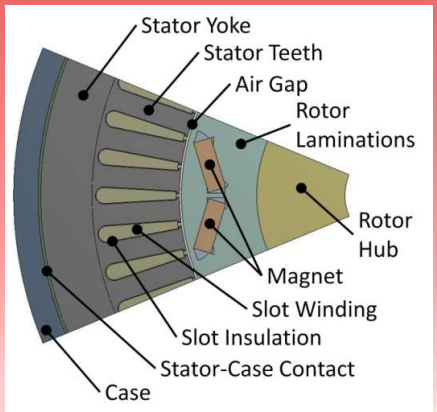

Enabling Materials

Research Focus Areas Will Reduce Cost, Improve Performance and Reliability

Power Electronics Thermal Management

Power Electronics Thermal Management Strategy

- **Packages based on WBG devices require advanced materials, interfaces, and interconnects**
  - Higher temperature capability
  - Higher effective thermal conductivity
- **Low-cost techniques to increase heat transfer rates**
  - Coolants – water-ethylene glycol (WEG), air, transmission coolant, refrigerants
  - Enhanced surfaces
  - Flow configurations
- **System-level thermal management (capacitor and other passives)**

WBG Module Packaging Design with Integrated Cooling

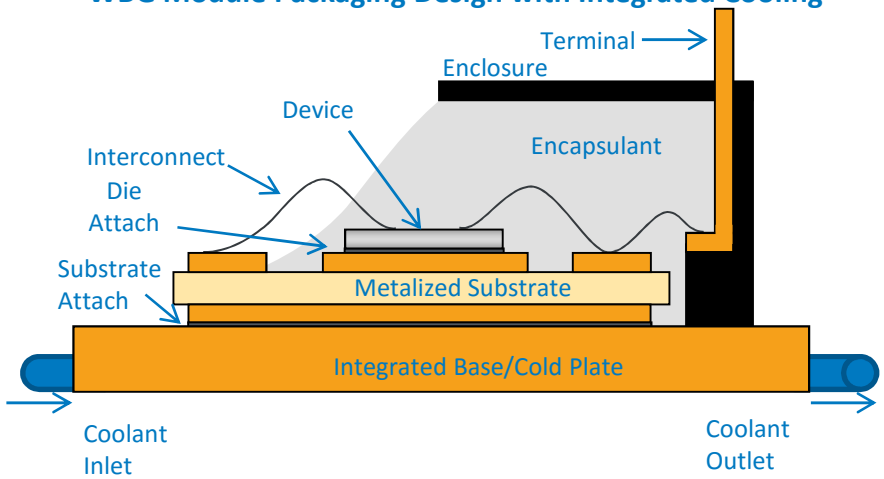

The Challenge with Interfaces/Interface Materials

- Interfaces can pose a major bottleneck to heat removal.
- Bond materials, such as solder, degrade at higher temperatures and are prone to thermomechanical failure.
- Problem can become more challenging for configurations employing WBG devices.

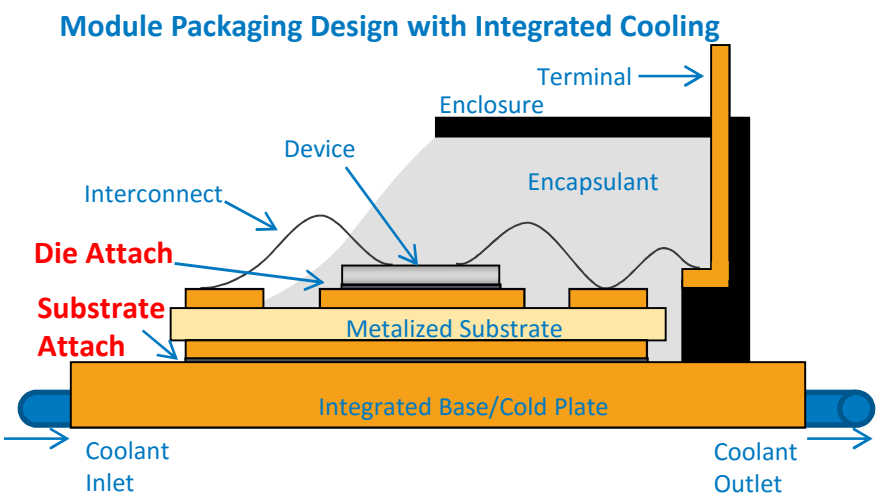

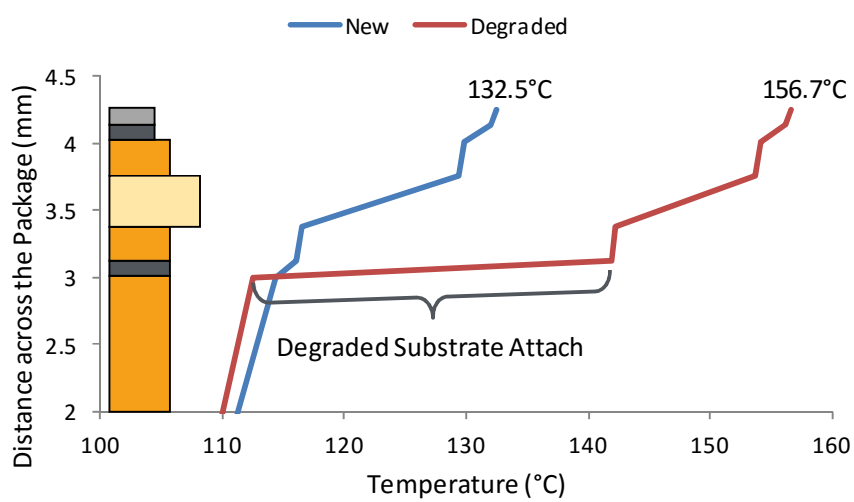

Thermal Resistance of Thermoplastics with Embedded Carbon Fibers

	Thermoplastic film HM-2
Bondline thickness (μm)	60
Bulk thermal conductivity (W/m·K)	**37.5 ± 6.8**
Contact resistance (mm^2·K/W)	**3.1 ± 1.1**
Total thermal resistance (mm^2·K/W)	**7.5 ± 1.9**

Frequency-domain transient thermoreflectance experiment configuration

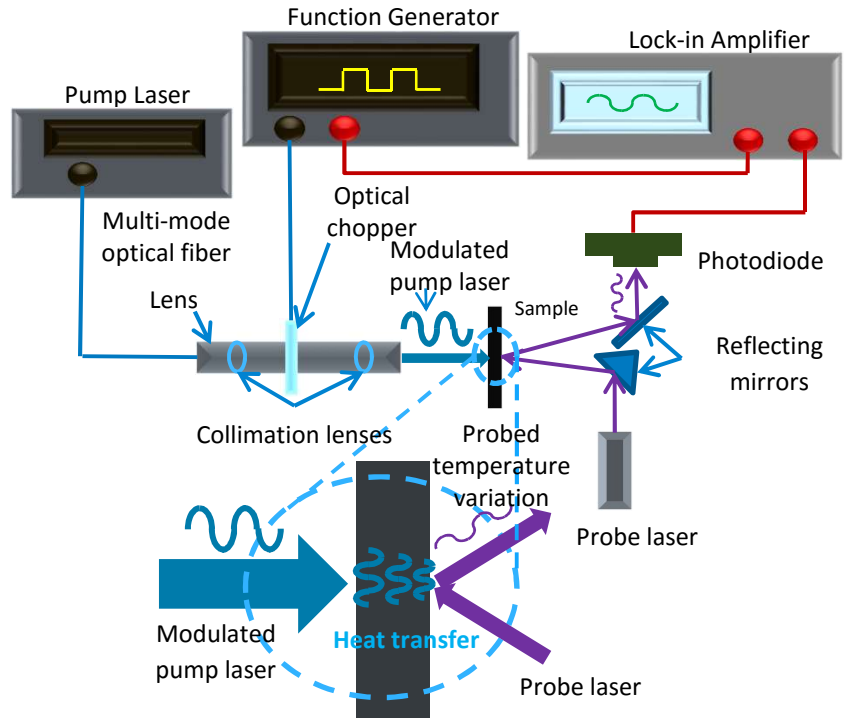

- **Thermoplastics with embedded carbon fibers show very good thermal performance**



Photo: Courtesy of BtechCorp

Other Bonded Interface Materials

- Bonded interface resistance in the range of 0.4 to 2 mm^2K/W is possible.
  - Materials developed in the DARPA programs are in this range.
    - Copper nanowires
    - Boron-nitride nanosheets (0.4 mm^2K/W for 30- to 50-μm bondline thickness)
    - Copper nanosprings (1 mm^2K/W for 50-μm bondline thickness with very good reliability)
    - Graphite solder
    - Nanotube-based

Integrated Module Heat Exchanger

NREL integrated module heat exchanger
Patent No.: US 8,541,875 B2

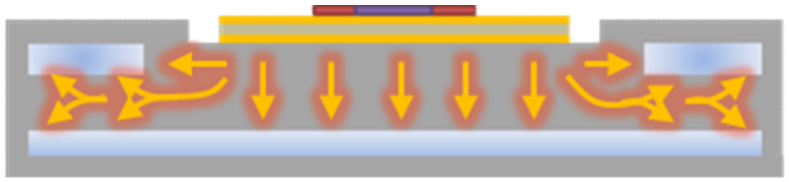

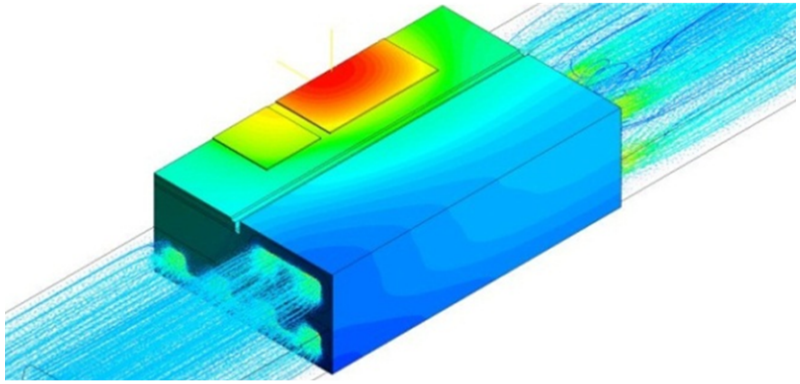

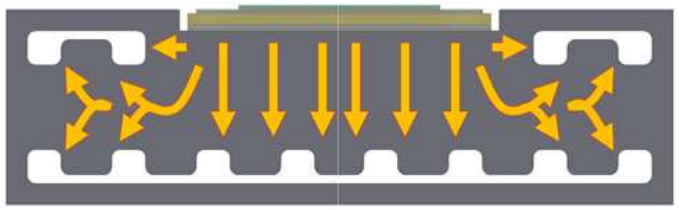



Photo Credits: Kevin Bennion, NREL

- **Up to 100% increase in power per die area**
- **Up to 34% increase in coefficient of performance (efficiency)**

Liquid Jet-Based Plastic Heat Exchanger

Photo Credit: Gilbert Moreno, NREL

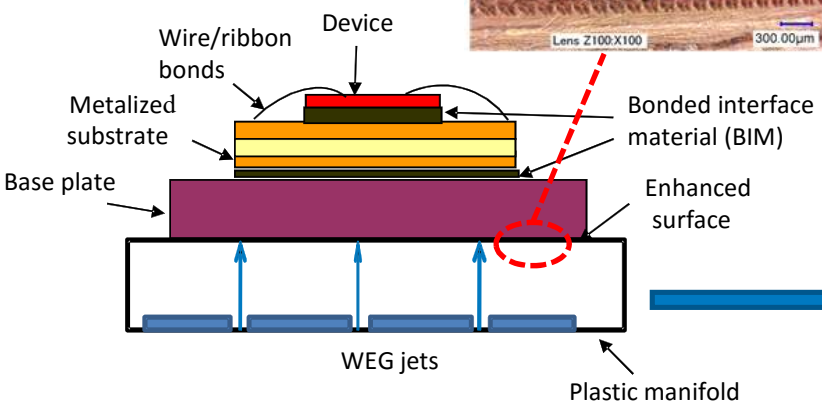

Photo Credit: Doug DeVoto, NREL

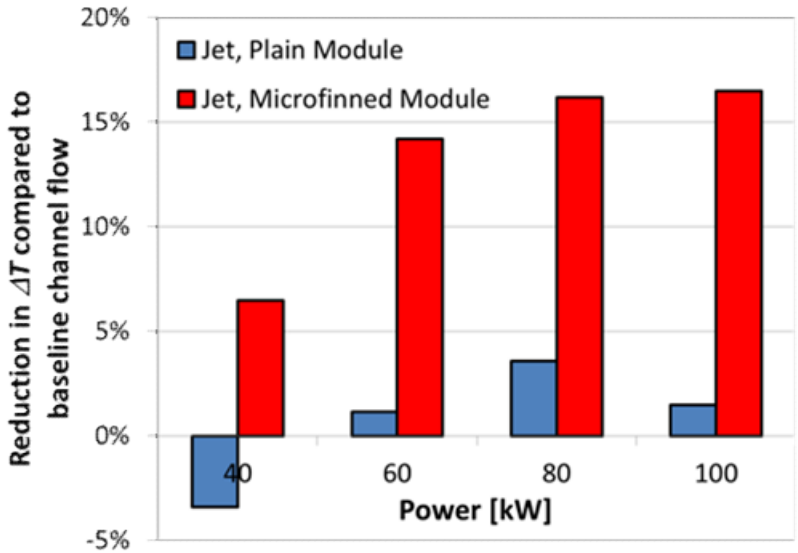

- **Up to 12% increase in power density**
- **Up to 36% increase in specific power**

Two-Phase Cooling for Power Electronics

Fundamental Research → **Module-Level Research** → **Inverter-Scale Demonstration**



Photo Credit: Gilbert Moreno, NREL

Characterized performance of HFO-1234yf and HFC-245fa



Achieved heat transfer rates of up to ~200,000 W/m^2-K



Photo Credit: Gilbert Moreno, NREL

Reduced thermal resistance by over 60% using immersion two-phase cooling of a power module

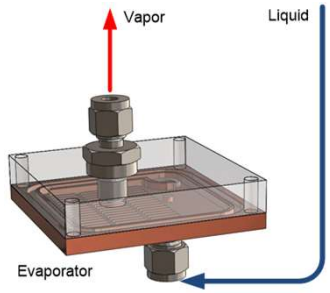

Quantified refrigerant volume requirements

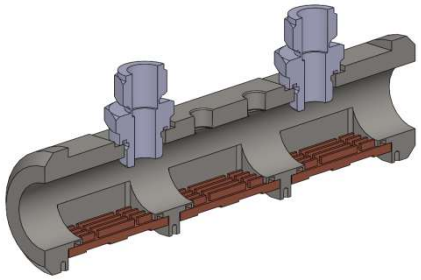

Dissipated 3.5 kW of heat with only 250 mL of refrigerant

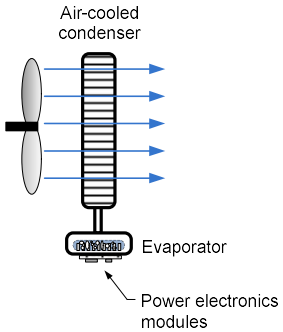

Predicted 58%–65% reduction in thermal resistance via indirect and passive two-phase cooling

WBG Power Electronics Thermal Management

Create thermal models of an automotive inverter



Photo Credit: Scot Waye, NREL

Validate the thermal models

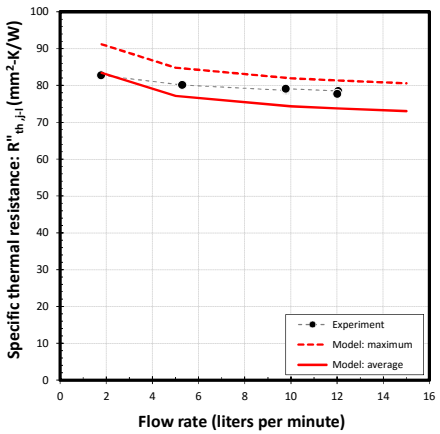

Simulate WBG operation using the inverter model

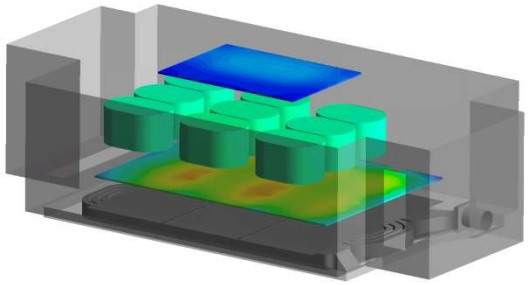

Quantify the inverter component temperatures under elevated device temperatures

Identify the primary thermal paths through which heat is conducted from the devices to the other components

Explore advanced cooling strategies

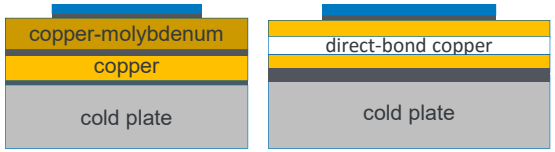

Evaluate different module topologies

Develop thermal management concepts to enable WBG power electronics

Experimentally validate some key thermal management concepts

Advanced Packaging Reliability

Bonded Interface Material Reliability

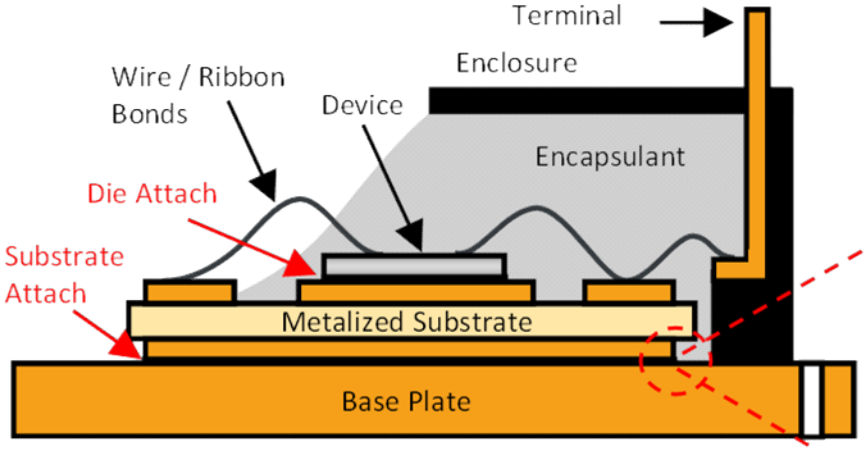

Acoustic microscope image of **thermoplastic** bonded interface with no defects





Image of **sintered silver** bonded interface with edge fracture defect

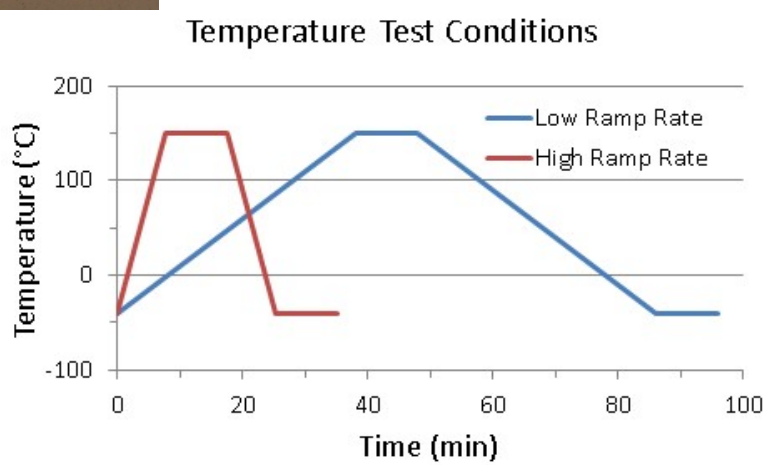

- **Thermoplastics yield very good reliability**
- **Reliability of sintered silver is better than solder**

Photo Credits: Doug DeVoto, NREL

Bonded Interface Material Reliability

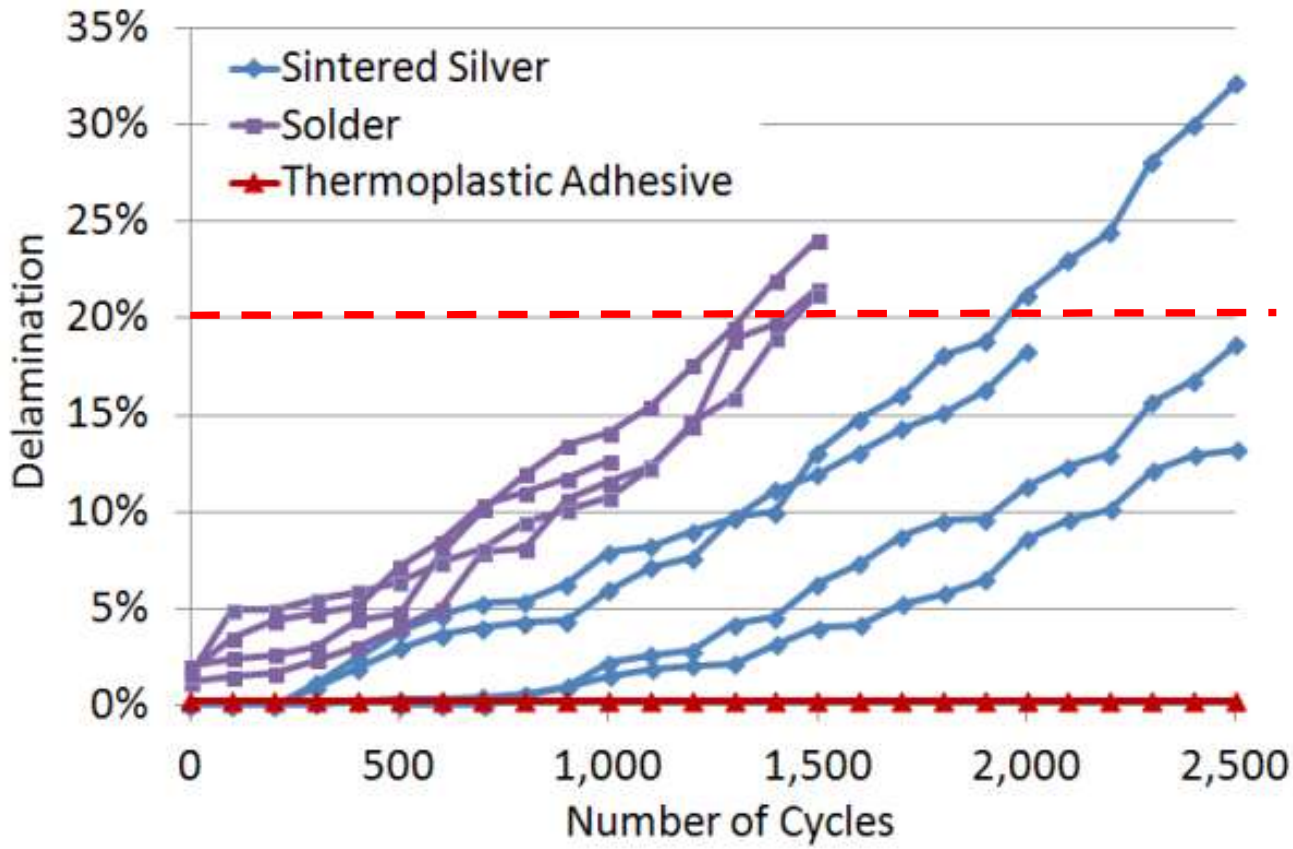

- **Thermoplastics yield very good reliability**
- **Reliability of sintered silver is better than solder**

Impact of Geometric Variations on Reliability

- ***Joint Thickness***

Predictive Lifetime Model, $N_f = 2312.5\ (\Delta W)^{-1.645}$

Profile	Joint Thickness (µm)	ΔW (MPa)	Predicted experimental cycles to failure – N_f
Thermal cycle	50	2.65	465
	100	1.36	1,400
	150	0.93	2,600

- ***Substrate Variation***

Profile	Substrate	Coefficient of Thermal Expansion (x 10^{-6}/°C)	ΔW (MPa)	Predicted experimental cycles to failure – N_f
Thermal cycle	Si_3N_4	2.8	1.36	1,400
	AlN	4.5	1.08	2,000
	Al_2O_3	8.1	0.44	9,000

Electric Machines Thermal Management

Electric Machines Thermal Management Strategy

Problem

- Multiple factors impacting heat transfer are not well quantified or understood.

Contributing Factors

1. Direction-dependent thermal conductivity of lamination stacks
2. Direction-dependent thermal conductivity of slot windings and end windings
3. Thermal contact resistances (stator-case contact, slot-winding interfaces)
4. Convective heat transfer coefficients for ATF cooling
5. Cooling jacket performance

Motor Cooling Section View

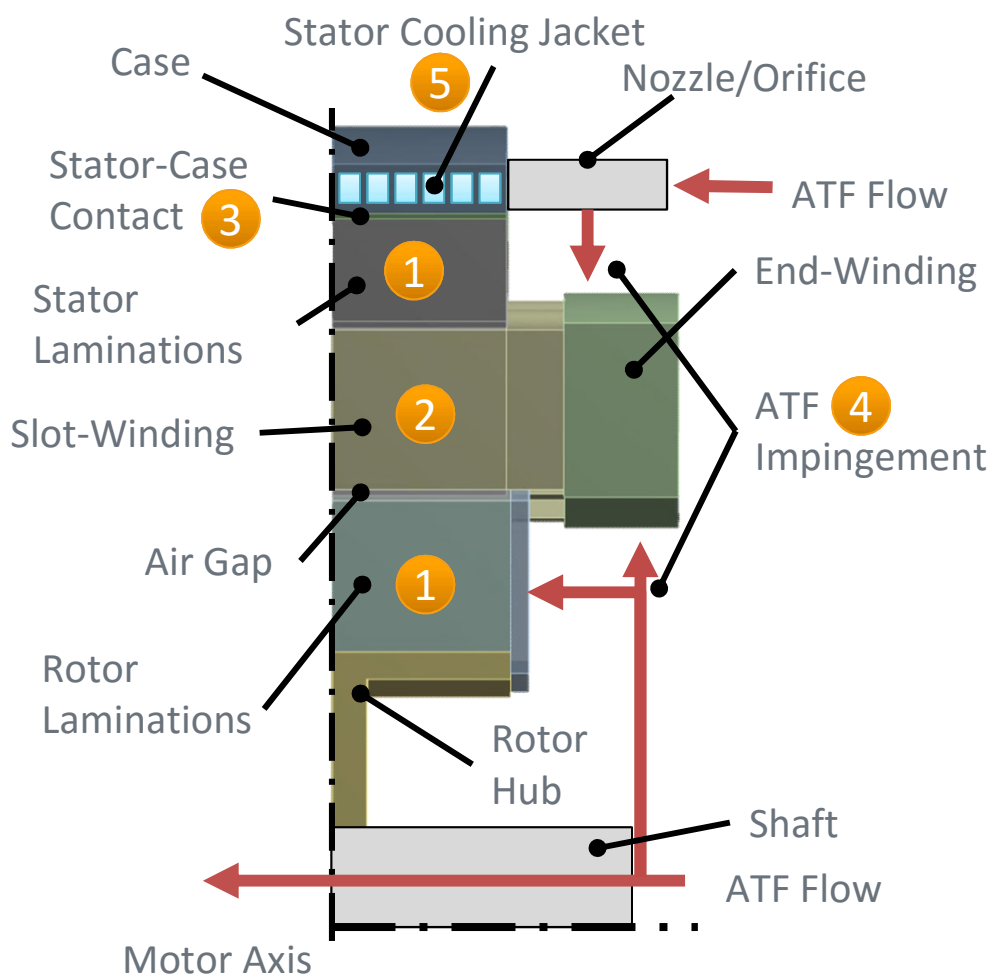

ATF: Automatic Transmission Fluid

Transmission Oil Jet Heat Transfer Characterization

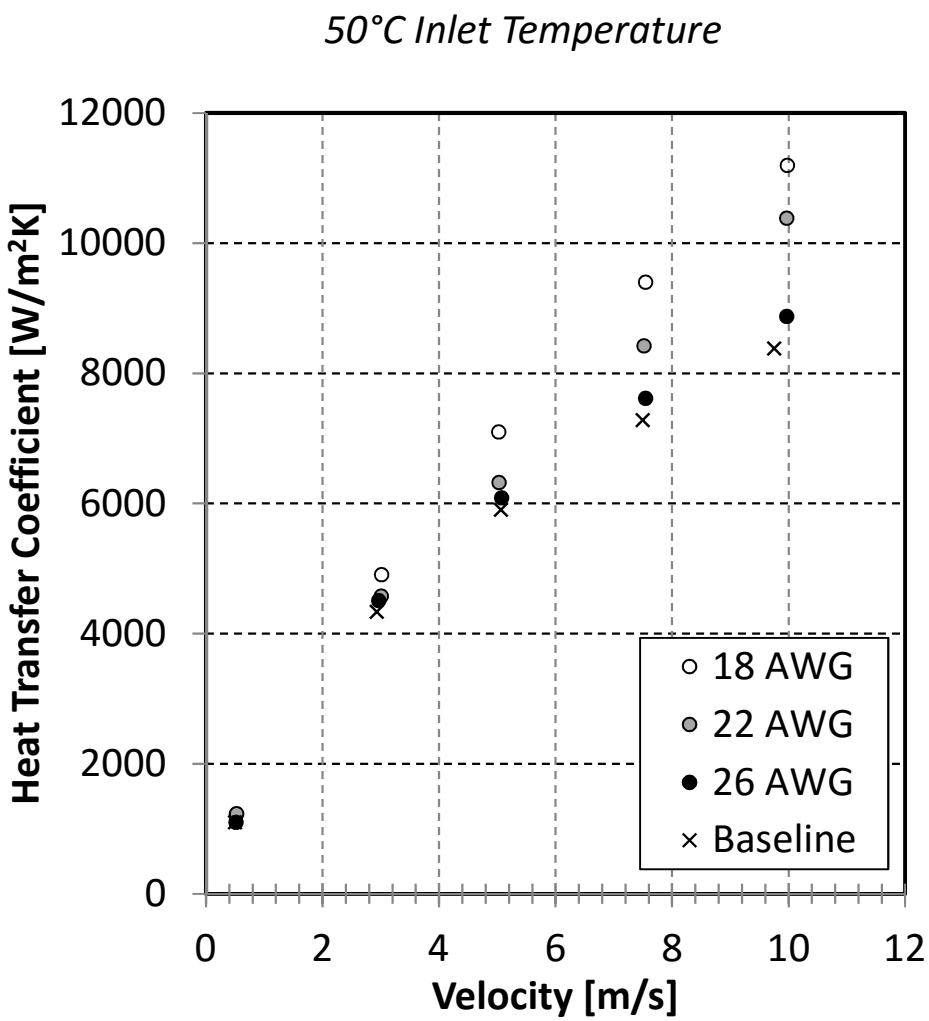



Side View



Top View

18 AWG surface target

Heat transfer coefficients of all target surfaces at 50°C inlet temperature

- Surface features increase heat transfer

Note: Heat transfer coefficient calculated from the base projected area (not wetted area)

Photo Credit: Gilbert Moreno, NREL

Lamination Stack Effective Thermal Conductivity

Measured Stack Thermal Resistance → Lamination-to-Lamination Thermal Contact Resistance → Effective Through-Stack Thermal Conductivity

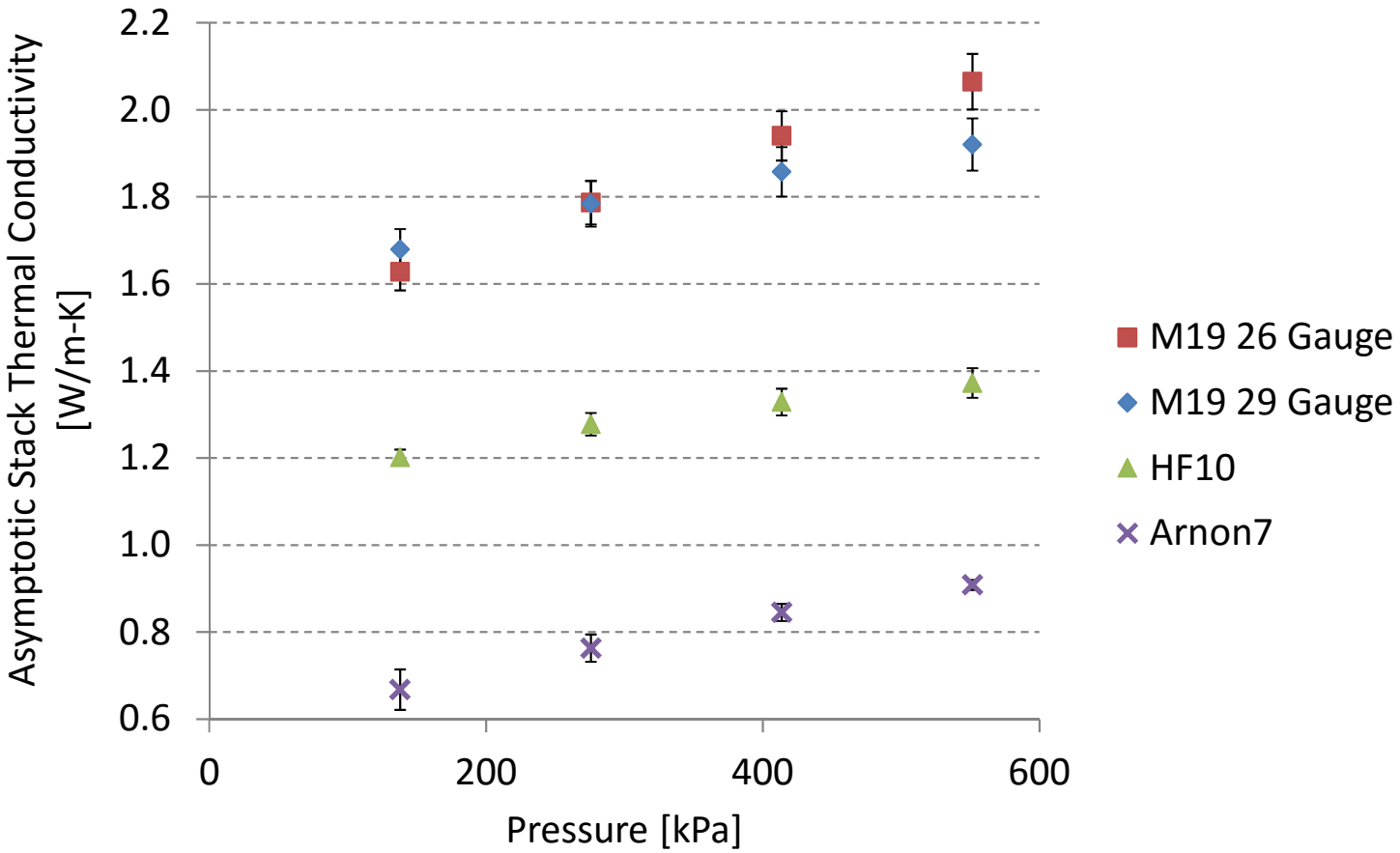

Error bars represent 95% confidence level

Transverse Winding Thermal Conductivity

Photo Credit: Emily Cousineau, NREL

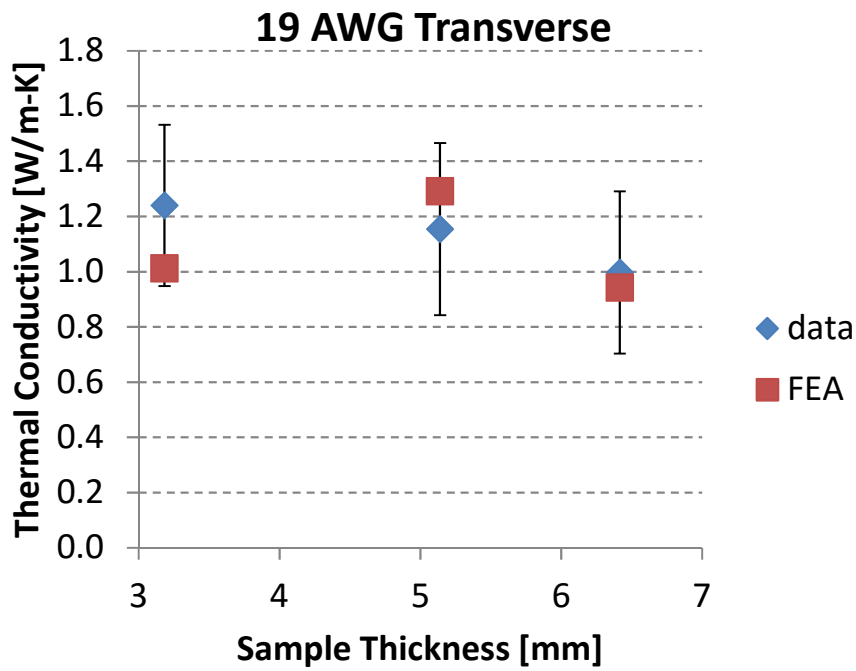

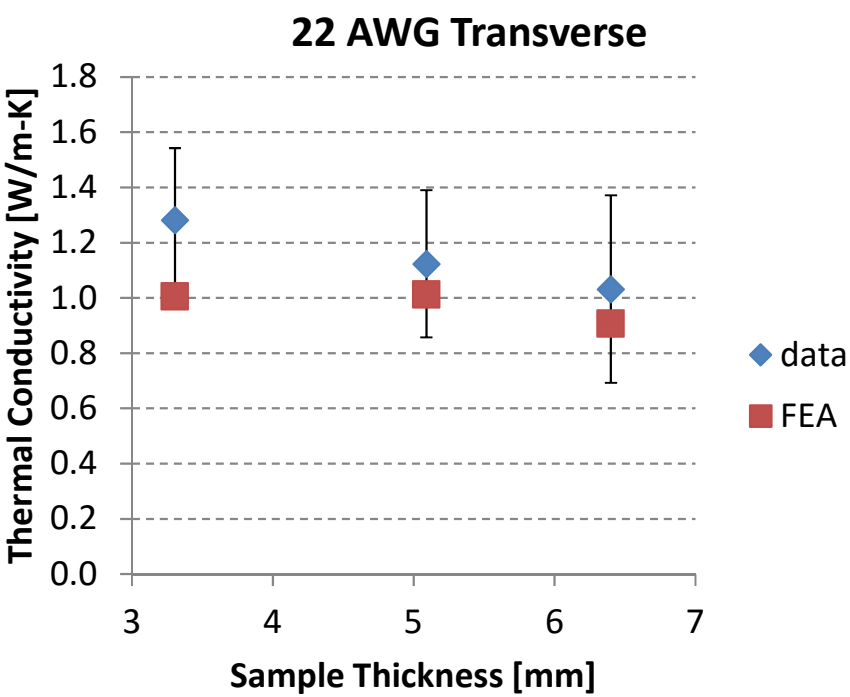

- Error bars represent 95% measurement uncertainty (U95)
- Finite element analysis (FEA) model results based on measured sample copper fill factor
- FEA assumes hexagonal or closed-pack wire pattern

Participation in Industry-Led Projects

- **Industry-led inverter development with VTO and AMO funding**
  - Delphi Inverter (VTO)
  - GM Inverter (VTO)
  - Wolfspeed Wide-Bandgap Inverter (VTO)
  - John Deere Wide-Bandgap Inverter (AMO)

- **UQM Technologies motor development (VTO funding)**

VTO: Vehicle Technologies Office
AMO: Advanced Manufacturing Office

Summary

- Low-cost, high-performance thermal management technologies are helping meet aggressive power density, specific power, cost, and reliability targets for power electronics and electric machines.

- NREL is working closely with numerous industry and research partners to help influence development of components that meet aggressive performance and cost targets
  - Through development and characterization of cooling technologies
  - Thermal characterization and improvements of passive stack materials and interfaces.

- Thermomechanical reliability and lifetime estimation models are important enablers for industry in cost- and time-effective design.

NREL
NATIONAL RENEWABLE ENERGY LABORATORY

Acknowledgments:

Susan Rogers and Steven Boyd
EDT Program
Vehicle Technologies Office
Advanced Manufacturing Office
U.S. Department of Energy

For more information, contact:

NREL APEEM Section Supervisor

Sreekant Narumanchi
sreekant.narumanchi@nrel.gov
Phone: (303) 275-4062

Industry and Research Partners

Ford, GM, FCA, John Deere, Tesla, Toyota, Oak Ridge National Laboratory, DARPA, Virginia Tech, University of Colorado Boulder, University of Wisconsin, Carnegie Mellon University, Texas A&M University, North Carolina State University, 3M, NBETech, Curamik, DuPont, GE Global Research, Semikron, Kyocera, Sapa, Delphi, Btechcorp, Remy/BorgWarner, Heraeus, Henkel, Wolverine Tube Inc., Wolfspeed, Kulicke & Soffa, UQM Technologies Inc., nGimat LLC